

Scaled data based on original data using  
LM-79-08 Approved Method: Electrical and Photometric Measurements of Solid-  
State Lighting Products

Test Report Prepared for  
Cooper Lighting Solutions  
(formerly Eaton)

Brand: McGRAW-EDISON

Report Number: P832710

Luminaire Tested: **TTN-D3-830-U-WQ-SG**

Issue Date: 5/14/2024

**Test Information**

Test Method: LM-79-08  
Report Number: P832710  
TEST IS SCALED FROM IESNA LM-79-08 TEST DATA (G2-2312-254-16)  
Test Lab: INNOVATION CENTER  
Issue Date: 5/14/2024  
Manufacturer: COOPER LIGHTING SOLUTIONS (FORMERLY EATON)  
Product Line: MCGRAW-EDISON  
Catalog Number: TTN-D3-830-U-WQ-SG  
Description: TOPTIER NANO LED PARKING GARAGE LUMINAIRE  
3000K, 80 CRI LEDS AND WIDE DISTRIBUTION WITH SOLITE GLASS  
Light Source: -  
Ballast/Driver: -

**Summary**

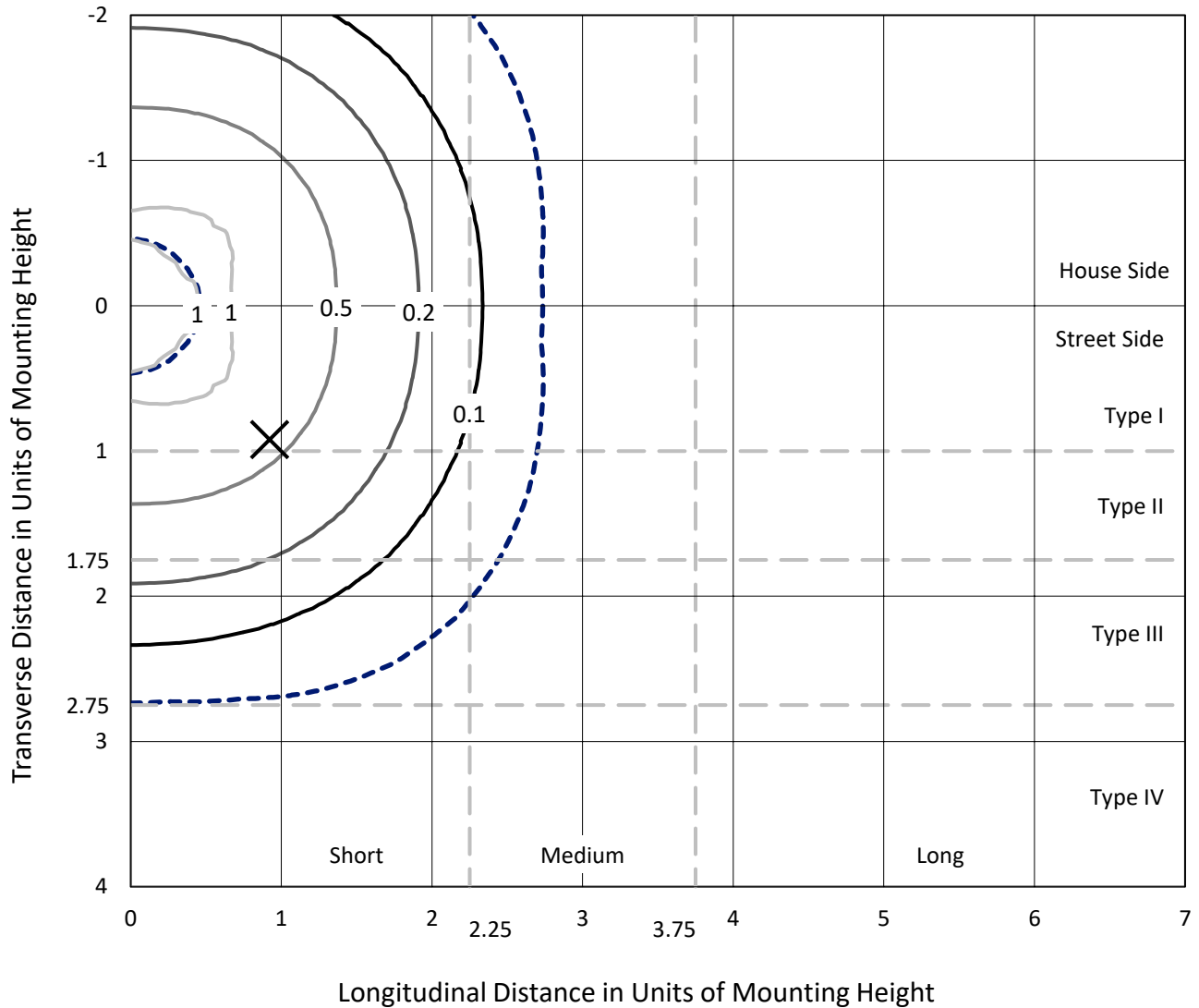
Lumens per Lamp: N/A  
Luminaire Lumens: 5868 lumens  
Efficiency: N/A  
Efficacy: 99.1 lumens/watt  
Luminous Opening: Circular (Dia: 0.71' x H: 0')  
IES Classification: Type V - Short  
BUG Rating: B2 - U0 - G1  
  
Input Watts (W): 59.2  
Input Voltage (V): NR  
Input Current (Ain): NR  
Voltage Rise (V): NR  
Power Factor: NR  
Total Harmonic Distortion (THDi): NR  
Frequency (hertz): 60  
Stabilization Time: NR  
Operation Time: NR  
Ambient Temperature (°C): NR  
Test Distance: 24 FT



REPORT NUMBER: P832710  
 CATALOG NUMBER: TTN-D3-830-U-WQ-SG

### Iso-Footcandle Lines of Horizontal Illumination

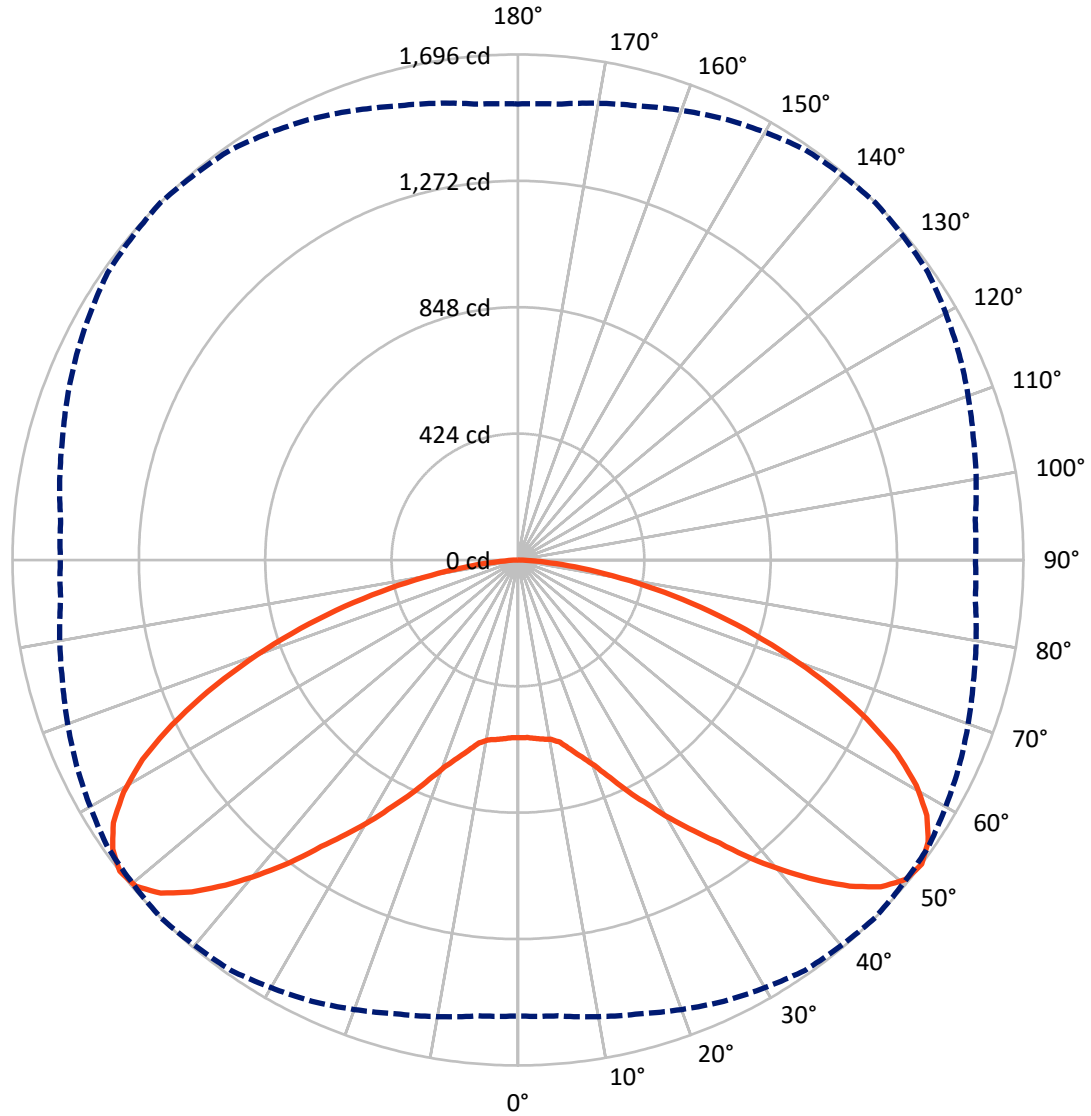
✕ Max cd  
 - - - 1/2 Max cd



Based on 25 foot mounting height. Maximum calculated value = 1 fc  
 Type V - Short - N/A

REPORT NUMBER: P832710  
CATALOG NUMBER: TTN-D3-830-U-WQ-SG

### Luminous Intensity Polar Plot



— Vertical Plane Through 45-Deg Lateral    - - - Horizontal Cone Through 52.5-Deg Vertical

REPORT NUMBER: P832710

CATALOG NUMBER: TTN-D3-830-U-WQ-SG

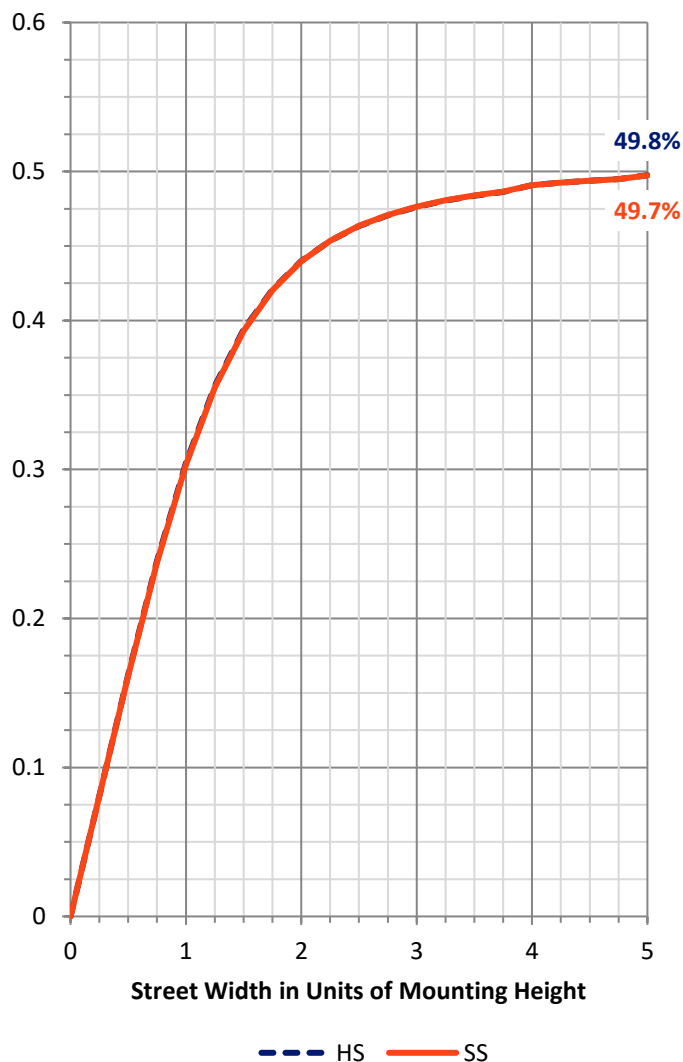
**FLUX DISTRIBUTION:**

		Downward	Upward	Total
<b>House Side</b>	Lumens	2934.0	0.0	2934.0
	% Fixture	50.0	0.0	50.0
<b>Street Side</b>	Lumens	2934.0	0.0	2934.0
	% Fixture	50.0	0.0	50.0
<b>Total</b>	Lumens	5868.0	0.0	5868.0
	% Fixture	100.0	0.0	100.0

**ZONAL LUMENS:**

Zone	Lumens	% Fixture
0°-10°	57.7	1.0
10°-20°	189.4	3.2
20°-30°	399.6	6.8
30°-40°	730.0	12.4
40°-50°	1162.2	19.8
50°-60°	1405.3	23.9
60°-70°	1181.6	20.1
70°-80°	626.3	10.7
80°-90°	115.9	2.0
90°-100°	0.0	0.0
100°-110°	0.0	0.0
110°-120°	0.0	0.0
120°-130°	0.0	0.0
130°-140°	0.0	0.0
140°-150°	0.0	0.0
150°-160°	0.0	0.0
160°-170°	0.0	0.0
170°-180°	0.0	0.0
0°-90°	5868.0	100.0
0°-180°	5868.0	100.0

**Coefficient of Utilization**



REPORT NUMBER: P832710

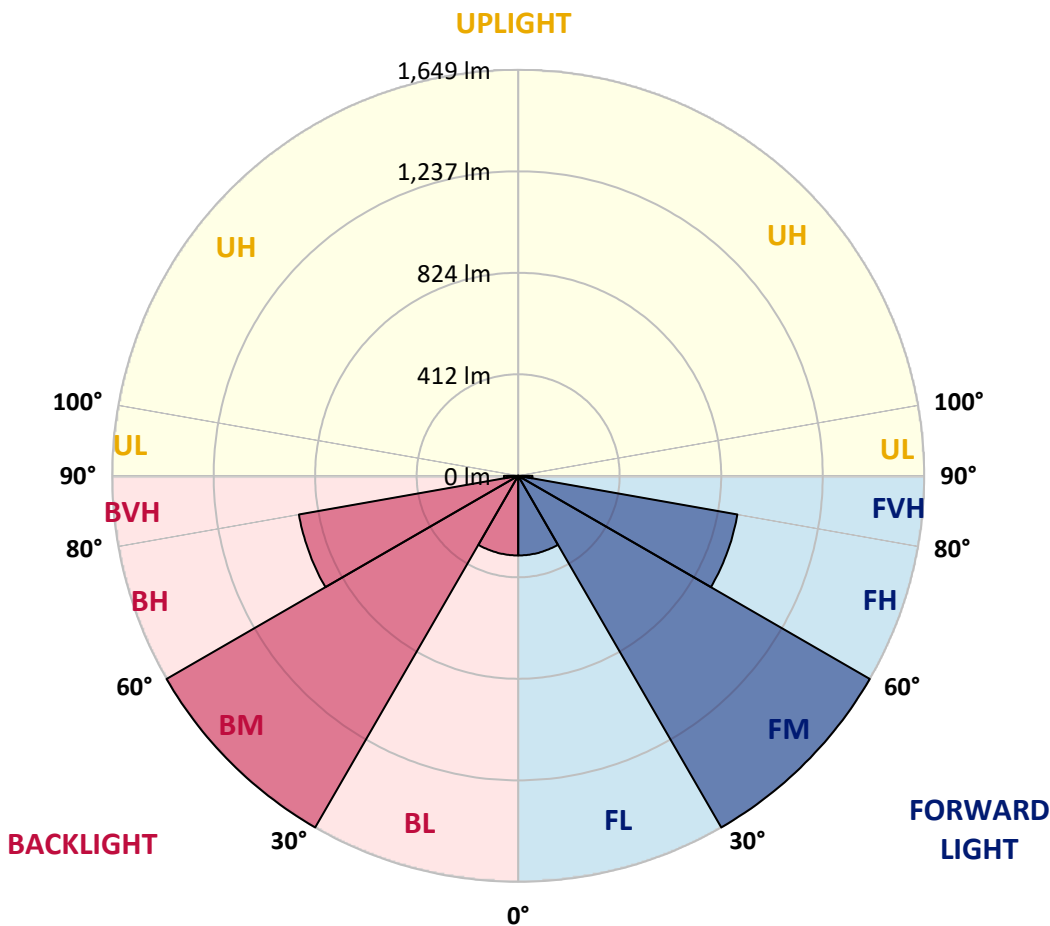
CATALOG NUMBER: TTN-D3-830-U-WQ-SG

**LUMINAIRE CLASSIFICATION SYSTEM LUMEN TABLE AND BUG RATING:**

Zone	Lumens	% Fixture	Zone Rating/Lumen Limit		
			B	U	G
FL (0°-30°)	323.3	5.5			
FM (30°-60°)	1648.8	28.1			
FH (60°-80°)	904.0	15.4			G1/1800
FVH (80°-90°)	57.9	1.0			G1/100
BL (0°-30°)	323.3	5.5	B1/500		
BM (30°-60°)	1648.8	28.1	B2/2500		
BH (60°-80°)	904.0	15.4	B2/1000		G1/1800
BVH (80°-90°)	57.9	1.0			G1/100
UL (90°-100°)	0.0	0.0		U0/0	
UH (100°-180°)	0.0	0.0		U0/0	

**BUG Rating: B2-U0-G1**

Type V Short





REPORT NUMBER: P832710  
 CATALOG NUMBER: TTN-D3-830-U-WQ-SG

**CANDELA DISTRIBUTION (FULL):**

	0°	5°	15°	25°	35°	45°	55°	65°	75°	85°	90°
0°	596.6	596.6	596.6	596.6	596.6	596.6	596.6	596.6	596.6	596.6	596.6
2.5°	596.6	596.6	596.6	596.6	596.6	596.6	596.6	596.6	596.6	596.6	596.6
5°	601.8	601.8	596.6	601.8	601.8	601.8	601.8	601.8	601.8	601.8	601.8
7.5°	601.8	601.8	601.8	607.0	607.0	607.0	607.0	601.8	601.8	601.8	601.8
10°	612.1	612.1	612.1	612.1	612.1	612.1	612.1	612.1	612.1	612.1	612.1
12.5°	627.7	627.7	627.7	627.7	627.7	627.7	627.7	627.7	627.7	627.7	627.7
15°	653.6	653.6	653.6	653.6	658.8	658.8	658.8	653.6	653.6	653.6	653.6
17.5°	684.8	684.8	690.0	690.0	695.2	695.2	695.2	690.0	684.8	690.0	684.8
20°	731.5	731.5	731.5	736.7	741.8	736.7	741.8	731.5	731.5	731.5	731.5
22.5°	783.3	783.3	783.3	788.5	793.7	793.7	793.7	783.3	783.3	783.3	783.3
25°	845.6	845.6	845.6	850.8	856.0	861.2	861.2	850.8	845.6	845.6	840.4
27.5°	907.8	907.8	918.2	923.4	928.6	928.6	928.6	918.2	913.0	913.0	913.0
30°	980.5	980.5	990.8	996.0	1006.4	1006.4	1006.4	990.8	985.7	980.5	980.5
32.5°	1047.9	1053.1	1063.5	1073.9	1084.2	1084.2	1089.4	1068.7	1058.3	1053.1	1053.1
35°	1120.5	1125.7	1136.1	1151.7	1162.0	1167.2	1172.4	1151.7	1136.1	1130.9	1130.9
37.5°	1203.5	1208.7	1224.3	1239.9	1260.6	1271.0	1276.2	1245.0	1219.1	1208.7	1208.7
40°	1296.9	1302.1	1317.7	1338.4	1359.2	1369.5	1374.7	1343.6	1317.7	1307.3	1302.1
42.5°	1374.7	1385.1	1400.7	1431.8	1452.6	1468.1	1468.1	1431.8	1400.7	1385.1	1385.1
45°	1447.4	1457.7	1483.7	1514.8	1545.9	1561.5	1556.3	1520.0	1483.7	1462.9	1457.7
47.5°	1504.4	1514.8	1545.9	1582.2	1623.7	1639.3	1634.1	1592.6	1545.9	1520.0	1514.8
50°	1535.6	1540.7	1577.1	1628.9	1670.4	1686.0	1675.6	1634.1	1582.2	1545.9	1540.7
52.5°	1530.4	1535.6	1577.1	1634.1	1680.8	1696.4	1680.8	1634.1	1582.2	1540.7	1535.6
55°	1499.2	1504.4	1545.9	1608.2	1654.9	1670.4	1654.9	1608.2	1551.1	1509.6	1504.4
57.5°	1442.2	1447.4	1488.9	1551.1	1603.0	1618.6	1597.8	1545.9	1488.9	1447.4	1447.4
60°	1359.2	1364.4	1405.9	1473.3	1520.0	1535.6	1509.6	1468.1	1411.1	1364.4	1359.2
62.5°	1250.2	1250.2	1296.9	1364.4	1405.9	1426.6	1400.7	1354.0	1302.1	1250.2	1255.4
65°	1120.5	1115.4	1162.0	1224.3	1271.0	1286.5	1260.6	1219.1	1167.2	1120.5	1120.5
67.5°	985.7	985.7	1022.0	1073.9	1115.4	1130.9	1105.0	1068.7	1027.2	985.7	985.7
70°	840.4	840.4	866.3	918.2	954.5	964.9	949.3	913.0	876.7	840.4	840.4
72.5°	695.2	690.0	715.9	757.4	788.5	798.9	783.3	762.6	721.1	695.2	695.2
75°	549.9	544.7	560.3	596.6	622.5	632.9	617.3	601.8	570.6	549.9	549.9
77.5°	409.8	404.6	420.2	451.3	466.9	472.1	461.7	451.3	425.4	409.8	409.8
80°	280.1	274.9	285.3	306.1	321.6	321.6	316.4	311.3	290.5	280.1	285.3
82.5°	166.0	160.8	171.2	186.8	197.1	191.9	191.9	186.8	171.2	166.0	166.0
85°	72.6	67.4	72.6	83.0	93.4	88.2	88.2	88.2	77.8	72.6	72.6
87.5°	10.4	10.4	10.4	15.6	20.8	15.6	15.6	15.6	10.4	10.4	10.4
90°	0.0	0.0	0.0	0.0	0.0	0.0	0.0	0.0	0.0	0.0	0.0

(END OF REPORT)